


welcome to

noredink



The “Grammar Problem”

Grammar has been the lowest subscore on the **ACT** and **SAT** for over a decade.



Our students crave personalized, immediate help, but this places an immense demand on teachers and causes many of our young learners to slip through the cracks.

The “Grammar Problem”

Grammar has been the lowest subscore on the **ACT** and **SAT** for over a decade.

To make matters worse, the dry, dated grammar workbooks we’ve long turned to aren’t doing the trick! Students find rote grammar practice **boring**, **irrelevant**, and **discouraging**.



What is NoRedInk?

- ✓ A *fun*, *personalized*, and *adaptive* tool to help students improve their grammar and writing skills



noredink

Beginning of Year Diagnostic
in Adjectives vs. Adverbs, Singular vs. Plural
Possessives, Commas for Clarity, Connecting

Question 4 of 30

Fix the **adverb** error (if one exists). ?

Morgan Freeman climbed **more high** than the first graders on the jungle gym.

[Reset](#)

How does NoRedInk make grammar fun?

- ✓ Students can select their **interests** so that all their work is personalized and relevant!



How does it help kids grow?

- ✓ Students connect with teachers to **instantly** receive work, and teachers can easily track *each student's progress.*

The screenshot shows the noredink website interface. At the top, there are navigation links for 'Home', 'Practice', and 'Lessons', and a user profile 'Tammy'. Below the navigation is a grid of book covers for 'The Hunger Games' and 'Divergent'. A central banner says 'Hi, Tammy!' and a blue circle indicates '6 Topics Mastered This Year'. The main content area is titled 'Pronoun-Antecedent Agreement' and includes options to 'Assign More Practice' and 'Assign Quiz'. A progress bar shows '100% Progress' for 'Pronouns & Antecedents' and '100% Progress' for 'Indefinite Pronouns'. A table below shows the progress of 13 students, with columns for 'Pronouns & Antecedents', 'Indefinite Pronouns', and 'Pronoun-Antecedent Agreement'. A legend on the left indicates progress levels: 0-69 (purple), 70-79 (orange), 80-89 (red), 90-99 (green), and Mastered (green circle with checkmark).

Student Name	Pronouns & Antecedents				Indefinite Pronouns				Pronoun-Antecedent Agreement	
	100% Progress	90-99% Progress	80-89% Progress	70-79% Progress	100% Progress (Exam 1)	100% Progress (Exam 2)	90-99% Progress (Exam 1)	90-99% Progress (Exam 2)		
Alexander Alligator	✓	✓	✓	✓	✓	✓	✓	7	○	○
Angela Anteater	✓	✓	✓	✓	✓	✓	✓	18	○	○
Kyle Chameleon	✓	✓	✓	✓	✓	✓	✓	1	○	○
Kelly Coyote	✓	✓	✓	✓	✓	✓	✓	11	○	○
Jessica Giraffe	✓	✓	✓	✓	✓	✓	✓	7	○	○
Gloria Gopher	✓	✓	✓	✓	✓	✓	✓	33	○	○
Michael Manatee	✓	✓	✓	✓	✓	37	○	○	○	○
Olivia Otter	✓	✓	✓	✓	✓	✓	✓	✓	42	○
Patrick Platypus	✓	✓	✓	✓	✓	✓	✓	18	○	○
William Wolverine	✓	✓	✓	✓	✓	✓	✓	○	○	○

How am I doing?



Diagnostic
Whom
a month ago

How does it adapt to each child's needs?

- ✓ Whenever students make a mistake, NoRedInk **instantly remediates** and **directs them to more practice** on the same skill.

Not quite! Review the lesson below and try a similar problem to show that you get it.

In the sentence below, the highlighted coordinating conjunction ("FANBOYS") is

Sheldon Plankton **and** his cousin are digging a hole to the center of the Earth.

Connecting Subjects ✓

Connecting Objects ✗

Connecting Verbs

Connecting Complete Thoughts

Using "and" to Connect Subjects

Sometimes "and" is used to combine multiple **subjects** in a sentence.

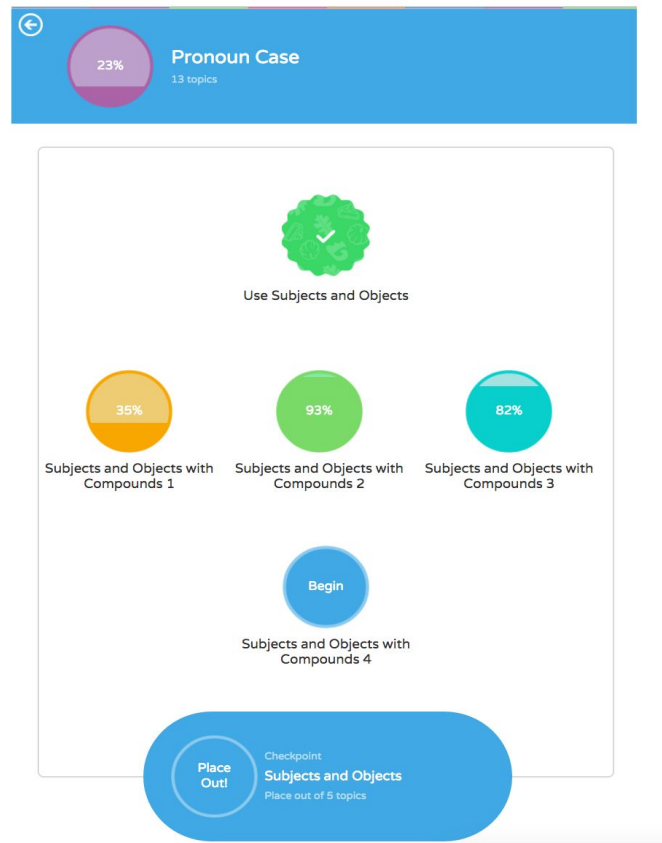
The **subject** is the part of the sentence that is *doing* or *being*.

Combining Subjects	Combining Verbs
Larry and Gary went to the musical. Subject	My barber washed and trimmed my hair. Verb
Combining Objects	Combining Complete Thoughts
She lent me sunglasses and a hat. Object	I bought a cake, and Al made frosting. Complete Thought

Try a Similar Problem

How does it help develop better learners?

- ✓ Students can take ownership over their own learning by identifying strengths and weaknesses, and working to master individual skills.



Here's why I think

noredink



will be fantastic for your child

Here's How to Sign Up!

All you need is a *computer* or *tablet*



Here's How to Sign Up!

Step 1: Go to www.noredink.com and click “Sign up for FREE!”

Help your students improve their grammar and writing skills

- ✓ Instantly differentiate using our adaptive platform
- ✓ Track progress toward mastery of Common Core and state standards
- ✓ Provide students with unlimited help whenever they need it

Sign up for FREE!

Are you a school/district leader? [Learn more about NoRedInk Premium!](#)



Here's How to Sign Up!


Step 2:

Click "I'm a Student"

Create a New NoRedInk Account



In a teacher account, you'll still have the ability to view the student experience!

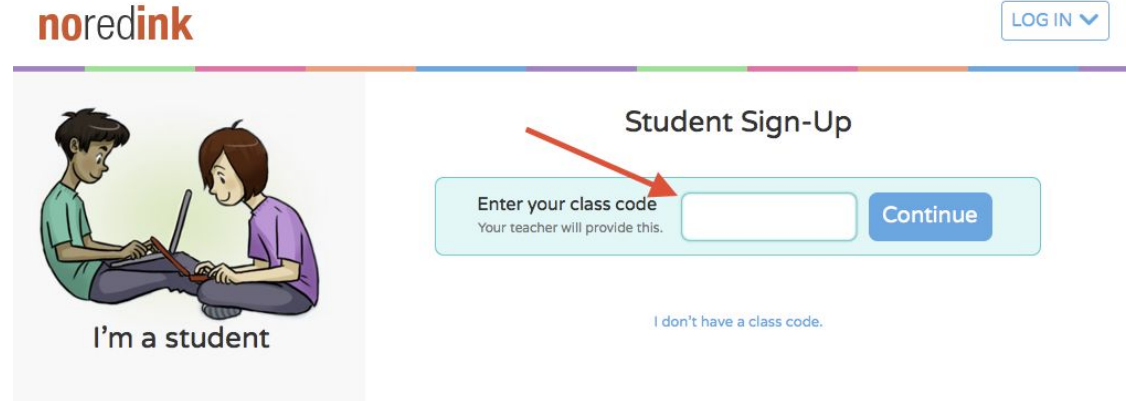


Are you a parent? [Join our waitlist!](#)

Here's How to Sign Up!

Step 3:

Enter your teacher's
class code.



The screenshot shows the noredink website interface. At the top left is the noredink logo. At the top right is a "LOG IN" button with a dropdown arrow. Below the logo is a horizontal bar with a rainbow gradient. On the left side, there is an illustration of two children sitting on the floor with a laptop, and the text "I'm a student" below it. On the right side, the heading "Student Sign-Up" is displayed. Below this heading is a form with a text input field and a "Continue" button. A red arrow points to the input field. The text "Enter your class code" and "Your teacher will provide this." is positioned to the left of the input field. Below the form, there is a link that says "I don't have a class code."

noredink

LOG IN

Student Sign-Up

Enter your class code
Your teacher will provide this.

Continue

I don't have a class code.

I'm a student

Here's How to Sign Up!

Step 3:

Fill out some basic information, and click “Sign Up for a Student Account

noredink

LOG IN

Student Sign-Up

Mrs. Houseman's English I-4
[Not your class?](#)

Sign up with Google

or

First Name:

Last Name:

Username:


Password:

Email (optional, for password recovery):

Gender: Male Female Decline to state [Why we ask for this](#)

[Sign Up for a Student Account](#)

By signing up, you and your parent agree to our [Terms of Service](#) and [Privacy Policy](#).



In a teacher account, you'll still have the ability to view the student experience!

Here's How to Sign Up!

Step 3:

Select your **interests**, like favorite movies, musicians, celebrities, and friends

The screenshot shows the noredink sign-up process. At the top, the noredink logo is on the left, and a yellow banner on the right says "Welcome! Select your interests below, and we'll use them to create your first assignment." Below the banner is a search bar with a green progress indicator on the left and a "Continue" button on the right. A large cyan bar labeled "Selections" is currently empty. A blue bar below it is labeled "TV Shows and Movies" and contains a grid of 15 items:

The Simpsons	Glee	Harry Potter	Twilight	Grey's Anatomy
House	Friends	Seinfeld	The Daily Show	Modern Family
The Office	How I Met Your Mother	The Lion King	Hunger Games	SpongeBob

You're now up and running on



noredink

